


Meet VICTOR Kira.

Flexibility,
performance, and
endless possibilities.

revvity



VICTOR Kira™ multimode plate reader

Streamline your lab work

Introducing the VICTOR Kira multimode plate reader

This multimode reader offers detection for absorbance, fluorescence, and luminescence, and our monochromator-based technology allows for flexibility across multiple wavelengths.

With VICTOR Kira™, you'll enjoy a modern, easy to use software interface to support your complete workflow.

Complementing the VICTOR Kira, our Revvity portfolio includes a wide array of assay kits and microplates. Additionally, our expert service and application support team is always here to assist you.

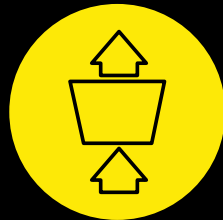
The VICTOR Kira is a versatile, user-friendly solution that helps to empower your research.



Technologies to illuminate your research

The VICTOR Kira multimode plate reader is equipped with three detection modes, making it useful for a wide range of research applications. Plus, with additional options like temperature control and shaking, it's helpful for cell-based and kinetic measurements.


Absorbance



Absorbance applications

- ELISAs
- DNA/RNA quantification
- Protein quantification
- Bacterial growth assays


Fluorescence



Fluorescence applications

- Cell viability
- Cytotoxicity
- GPCRs
- Fluorescent protein quantification
- DNA/RNA quantification
- FRET

Luminescence



Luminescence applications

- Cell viability
- Reporter gene assays

Where flexibility meets functionality

The VICTOR Kira, equipped with quad monochromators, is ready for all standard research applications. It offers the flexibility to run assays at multiple wavelengths without the hassle of changing filters or dichroic mirrors.

Flexibility

- Versatile functionality across absorbance, fluorescence, and luminescence technologies for a wide variety of applications
- No need for exchanging filters when experimenting with different dyes

Simplicity

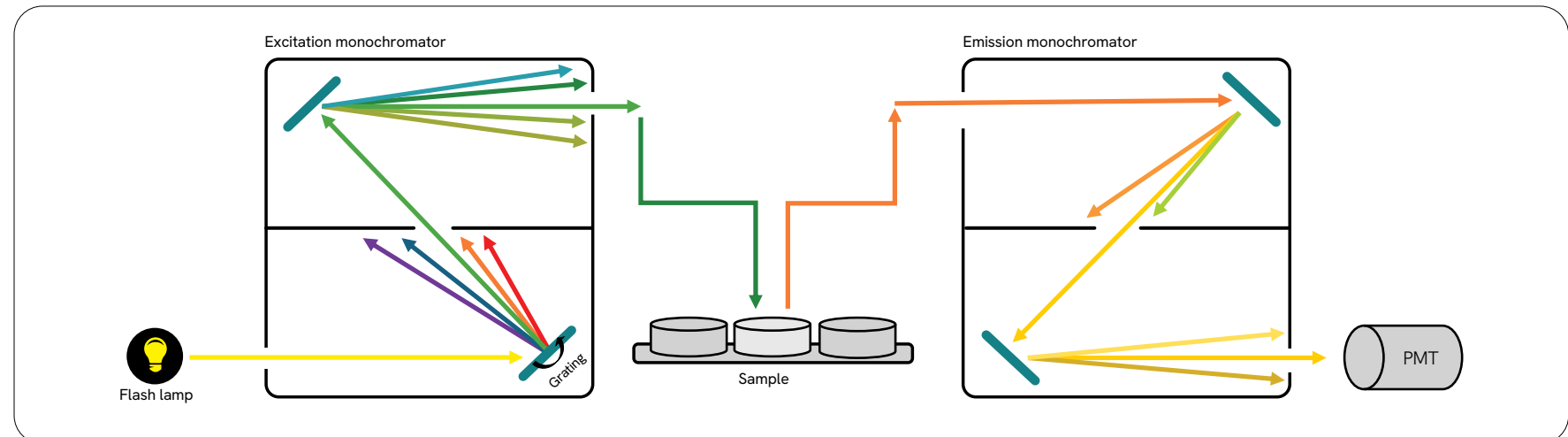
- Simple wavelength selection through intuitive software

Spectral scanning

- Characterize new fluorophores and analyze spectral shifts

Reduced background noise

- Quad monochromators help to greatly diminish stray light, allowing for more accurate and reliable data





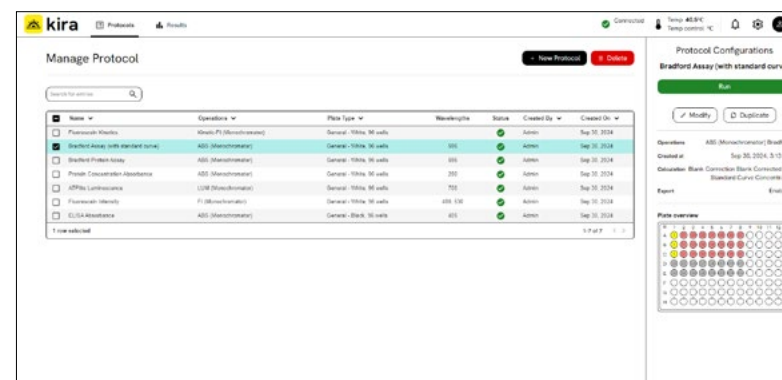
SPOTLIGHT ON SOFTWARE

VICTOR Kira control

With the VICTOR Kira, you'll experience a sleek, intuitive software interface with built-in data analysis. Useful for multi-user labs, this new platform simplifies protocol setup, result review, and data export, making your workflow more efficient.

Simple and easy to use

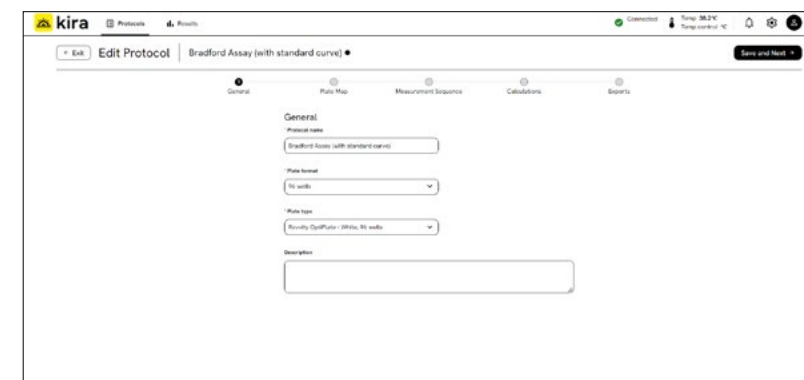
- **Intuitive design:** User-friendly interface, requiring minimal training – useful for multi-user environments
- **Streamlined features:** Easily create, run, and export protocols with user-friendly tools
- **Pre-set protocols:** Optimized for your most common applications, providing efficiency and convenience



Functional layout: Provides a comprehensive view of all your protocol information at a glance.

Modern, web-based user interface

- **Versatile compatibility:** Operates on any device – laptop, tablet, etc. – and across all operating systems
- **Quick updates:** Stay current with the latest features through easy software updates
- **Ready out of the box:** Simple to set up and use from the start



Guided workflow protocol configuration: Makes setting up protocols fast and streamlined.

SPOTLIGHT ON SOFTWARE

Built-in data analysis

Integrated analysis options

Add the following analyses to measurement protocols:

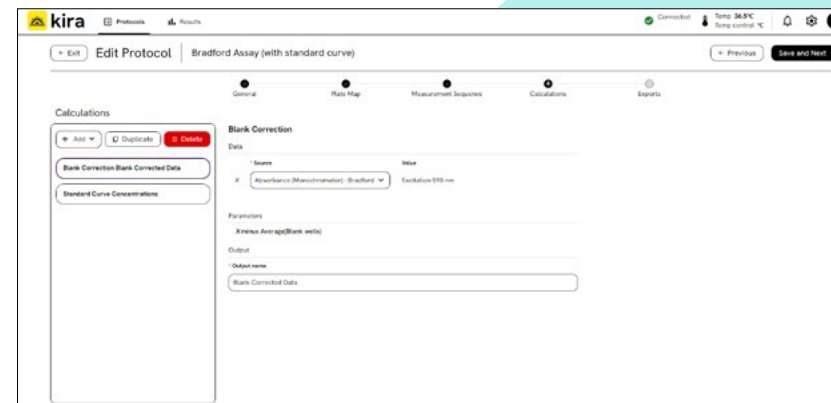
- Basic calculations (e.g., +, -, *, /)
- Blank correction
- Sample type statistics
- Standard curves

Easy configuration

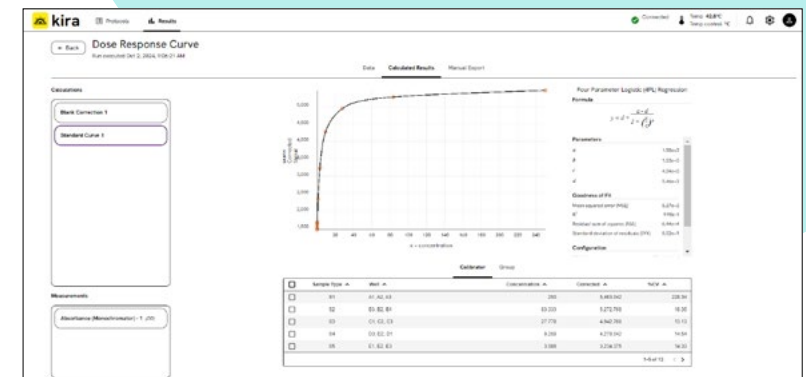
Simple and intuitive setup process.

Instant results

Get analyzed data as soon as your measurement concludes.



Easy to add calculations directly to a measurement protocol.



View calculated results directly in the UI after completing a measurement.



Full solution from Revvity

We offer a comprehensive range of reagents, microplates, and other consumables. With Revvity, your scientific research is thoroughly supported from start to finish. Explore the complementary portfolios available for the VICTOR Kira plate reader.

BioLegend ELISAs

Our ELISA kits accurately quantify proteins in cell culture supernatant, serum, and plasma, offering high accuracy, sample linearity, and reliable results.



Luminescence assays

Luminescence assays are highly effective due to their wide dynamic range, lower interference, and cost-effectiveness.



Microplates

Choosing the right microplate ensures accurate data, while the wrong one can lead to missed deadlines and higher costs.






Expert support for lab efficiency

Our team of dedicated service and application support experts is here to assist you. With this extensive support, the VICTOR Kira plate reader provides a smart and efficient solution for your busy lab.





www.revivity.com

revvity

Copyright ©2025, Revvity, Inc. All rights reserved.

1539696